











MEANWHILE AT CHARLIE'S HOME...























## VACCINATE YOUR CHICKENS!

Have you noticed chickens dying in specific months of the year? This is not because they have been bewitched but rather because they have been infected with the Newcastle Disease.

Symptoms of this disease are, lack of appetite, drop in egg production, green diarrhoea, edema in the head and weight loss.

To control Newcastle disease from spreading, it is important to:

- Quarantine the infected chickens.
- Cure/kill the infected chickens.
- Clean and disinfect the area in which the birds live.
- Vaccinate them.
- Ensure hygiene standards are met in the area where you keep your chickens.

There are 2 types of Newcastle Disease vaccines:

### a) INJECTABLE-ITA :

Protects chicken for 1 year. It only costs about 4 shillings to vaccinate 1 chicken.

### b) DROPS-AVI:

Protects chicken for 6 months and needs to be administered twice a year.

To vaccinate a chicken:

- Firmly hold the chicken and ensure it is calm.
- For the injectable vaccine, administer in the mid - breast section.
- For the drop vaccine, put 2 drops in the eyes or ears.

Manufacturers of these vaccines train people on how to administer the vaccines for free. Even if you don't own chickens, you can still learn this skill and use it to help those who do. Many people make a living as chicken vaccinators.

For more information on how to become a vaccinator, send an SMS to 3008 with the type of vaccine and constituency (Example: ITA#KisumuTown West).

When you send this SMS to 3008, we'll send you the contact of your nearest agent!

THE END.

